
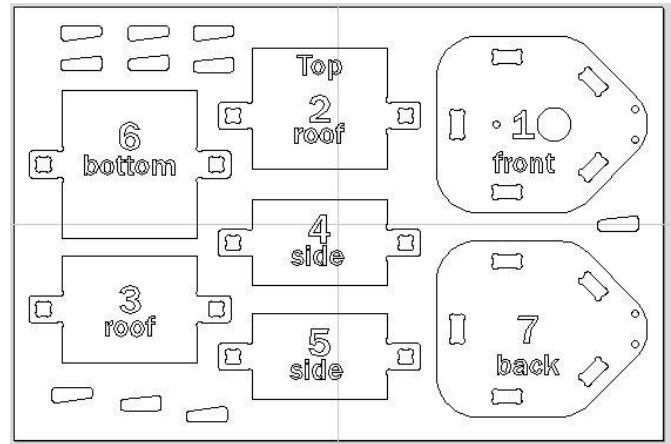



How to build a bird house



This is what your bird house will look like.



Write the number on each part as shown above.




Remove the parts and sand all edges. Attach 3 and 2 (roof parts), 4 and 5 (sides), 6 (bottom) to 1 (front)



Attach 7 (back)



Use an exterior latex paint for all surfaces.



Bend wire to hang the bird house.

(I used an old clothes hanger.)

(Don't forget to add the perch before you paint. It's in the very first picture up there.)